





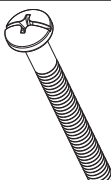


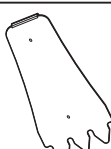





HARDWARE LIST

Key	Description	Picture	Qty
A	1/4"-20UNC x 10 Screw		30
B	NO.8-32UNC x 10 Screw		2
C	NO.10-24UNC Nut		2
D	NO.10-24UNC x 10 Screw		14
E	1/4"-20UNC x 38 Screw		4
F	NO.10-24UNC x20 Screw		1
G	1/4"-20UNC x 60 Screw		4
H	1/4" Nut		1
J	1/4" Nut		4
K is not used.			
L	Cleaning Tool		1

HARDWARE LIST

Key	Description	Picture	Qty
M	Tool Holder		2
N	NO.5-40 X 10 Screw		2
P	REGULATOR Pin		1

REPLACEMENT PARTS LIST

Key	Qty	Description
1	1	BOTTOM SHELF
2	2	TANK SUPPORT
3	2	CASTER, LOCKING
4	2	CASTER, FIXED
5	1	LEFT CART PANEL
6	1	GROMMET
7	1	RIGHT CART PANEL
8	1	MATCH HOLDER
9	2	REAR PANEL, F/ CART
10	1	UPPER DOOR BRACE
11	1	BATTERY BOX
12	1	LEFT SIDE PANEL, F/ FIREBOX
13	1	RIGHT SIDE PANEL, F/ FIREBOX
14	1	REAR PANEL, F/ FIREBOX
15	1	HEAT SHIELD, FIREBOX
16	2	RAIL, F/ GREASE TRAY
17	1	HEAT SHIELD, F/ CONTROL PANEL
18	1	CONTROL PANEL
19	1	VALVE ASSEMBLY
20	1	HOT PLATE VALVE BRACKET
21	5	BEZEL F/ CONTROL KNOB
22	5	CONTROL KNOB
23	1	IGNITER SWITCH MODULE
24	1	LED WIRE ASSY
25	2	SPRING PIN, F/ DOOR
26	1	BOTTLE OPENER
27	1	FIREBOX
28	2	LID STOP
29	4	BURNER BRACE
30	4	MAIN BURNER
31	4	ELECTRODE SET, F/ MAIN BURNER
32	3	CARRY OVER TUBE
33	2	CAP, F/ CARRYOVER PORT
34	1	LEFT SIDE SHELF
35	1	SEAR HOT PLATE SHELF
36	1	FASCIA, F/ HOT PLATE SHELF

Key	Qty	Description
37	1	LID, F/ SEAR HOT PLATE
38	1	FIREBOX, F/ SEAR HOT PLATE
39	1	SEAR HOT PLATE
40	1	ELECTRODE, F/ SEAR HOT PLATE
41	1	GREASE TRAY, F/ SEAR HOT PLATE
42	1	COOKING GRATE, SEAR HOT PLATE
43	1	TOP LID
44	1	BEZEL, F/ TEMPERATURE GAUGE
45	1	TEMPERATURE GAUGE
46	1	LOGO PLATE
47	2	BEZEL, F/ HANDLE
48	1	HANDLE F/ LID
49	2	RUBBER BUMPER, F/ TOP LID
50	1	TOP LID HARDWARE
51	1	LEFT DOOR, NO HANDLE
52	2	FIXED PIN, F/ DOOR
53	2	HANDLE, F/ DOOR
54	1	RIGHT DOOR, NO HANDLE
55	3	COOKING GRATE, INFRARED EMITTER
56	3	COOKING GRATE
57	1	WARMING RACK
58	1	ELECTRONIC IGNITION MODULE
59	1	CAP, F/ EI MODULE
60	1	HEAT SHIELD, F/ IGNITION MODULE
61	1	GREASE TRAY
62	2	TOOL HOLDER
63	1	REGULATOR HOSE CLIP
64	1	TANK HOLD STRAP
NOT Pictured		
...	1	PRODUCT GUIDE, EUROPE
...	1	HARDWARE PACK
...	2	DOOR MAGNET
...	1	IR CLEANING TOOL

REPLACEMENT PARTS DIAGRAM

